

Foundation Programme
in Literacy, Numeracy and Skills
(FPLNS)

मराठी
MARATHI

GRADE 8

Student's Workbook

Theme 5: Music and Entertainment
Performers and Emotions

MAHATMA GANDHI INSTITUTE
under the aegis of
MINISTRY OF EDUCATION AND HUMAN RESOURCE
Republic of Mauritius

2026



Table of content

Guide to Educators.....	ii
Activity 1: Listen and sing.....	1
Activity 2: Identify the names.....	2
Activity 3: Copy the words.....	4
Activity 4: Matching.....	5
Activity 5: Spell and practise.....	6
Activity 6: Fill in the blanks	7
Activity 7: Picture labelling.....	8
Activity 8: Identify the emotions.....	10
Activity 9: Guess the emotions.....	11
Activity 10: Read the sentences.....	12
Activity 11: Paste the photo.....	13
Activity 12: Rearrange the words.....	14
Activity 13: Choose an activity and perform it.....	15

Guide to Educators

Learning Outcomes

- Recognise words related to music and entertainment.
- Use appropriate adjectives to describe the emotions.
- Read words with the correct pronunciation.
- Appreciate diverse musical styles in the local context.
- Write simple sentences using appropriate words.
- Engage in creative expression through performances.

Activities

- Listen and repeat.
- Identify the names.
- Copy the words.
- Matching.
- Spell and practise.
- Fill in the blanks.
- Picture labelling.
- Identify the emotions.
- Guess the emotions.
- Read the sentences.
- Paste the photo.
- Rearrange the words.
- Choose an activity and perform it.

Additional Resources

- Flashcards with images.
- Worksheets (matching, labelling, jumbled sentences).
- Song/audio.
- Simple musical instruments or props for role-play.

Other Proposed Activities

- Act it out.
- Emotions sorting game.
- Listen and identify short sounds/clips.

Portfolio Assessment

- Skills-based assessments.

Activity 1: Listen and sing.

Listening Activity:

- The Educator reads the lyrics aloud.
- The students listen and repeat.

गाणे : नाच रे मोरा
नाच रे मोरा अंब्याच्या वनात
नाच रे मोरा नाच
नाच रे मोरा अंब्याच्या वनात
नाच रे मोरा नाच
ढगांशी वारा झुंजला रे
काळा काळा कापुस पिंजला रे
आता तुझी पाळी
वीज देते टाळी
आता तुझी पाळी
वीज देते टाळी
फुलव पिसारा नाच
नाच रे मोरा अंब्याच्या वनात
नाच रे मोरा नाच
नाच रे मोरा अंब्याच्या वनात
नाच रे मोरा नाच
झरझर धार झरली रे
झाडांची भिजली झरली रे
पावसात न्हाऊ
काहीतरी गाऊ
पावसात न्हाऊ
काहीतरी गाऊ
करुन पुकारा नाच
नाच रे मोरा अंब्याच्या वनात
नाच रे मोरा नाच
नाच रे मोरा अंब्याच्या वनात
नाच रे मोरा नाच

थेंब थेंब तळ्यांत नाचती रे
टपटप पानांत वाजती रे
पावसाच्या रेघांत
खेळ खेळु दोघांत
पावसाच्या रेघांत
खेळ खेळु दोघांत
निळ्या सवंगड्या नाच
नाच रे मोरा अंब्याच्या वनात
नाच रे मोरा नाच
नाच रे मोरा अंब्याच्या वनात
नाच रे मोरा नाच
पावसाची रिमझिम थांबली रे
तुझीमाझी जोडी जमली रे
पावसाची रिमझिम थांबली रे
तुझीमाझी जोडी जमली रे
आभाळात छान छान
सातरंगी कमान
कमानीखाली त्या नाच
नाच रे मोरा अंब्याच्या वनात
नाच रे मोरा नाच
नाच रे मोरा अंब्याच्या वनात
नाच रे मोरा नाच

The Educator may access the audio-visual version of the above poem/song through this link:

https://www.youtube.com/watch?v=_Lxr-5qBdyc

Activity 2: Identify the names.

Listening and Reading Activities:

- The Educator reads the list of words.
- The students identify them from the pictures.





Activity 3: Copy the words.

Reading and Writing Activities:

- The Educator asks the students to read the words.
- The students copy each word and read again.



गायक

.....
.....



अभिनेता

.....
.....



नर्तिका

.....
.....



संगीतकार

.....
.....

Activity 4: Matching.

Listening and Reading Activities:

- The Educator reads the words aloud.
- The students repeat after the Educator and match the words with the corresponding pictures.



अभिनेता



संगीतकार



गायक



नर्तिका


Activity 5: Spell and practise.

Reading and Listening Activities:

- The Educator spells the alphabets and asks the students to repeat.
- The Educator pays attention to the pronunciation and corrects accordingly.
- The students spell and practise repeatedly.



बा + स + री = बासरी



वी + णा = वीणा



त + ब + ला = तबला



सं + गी + त + का + र = संगीतकार



गा + य + क = गायक

Activity 6: Fill in the blanks.

Writing and Reading Activities:

The students:

- choose the missing alphabets from the brackets and fill in the blanks.
- read the words.



बा...री (स , श)



वी... (ना , णा)



तब... (ला , ळा)



संगीत.....र (खा, का)



...यक (गा , घा)

Activity 7: Picture labelling.

Reading Activity:

The students cut the following words and paste them next to the appropriate pictures on page 9.



वीणा



गिटार





गायक



तबला



बासरी



Activity 8: Identify the emotions.

Listening Activity:


- The Educator reads the different emotions corresponding to the pictures.
- The students listen and repeat several times.



आनंद




दुःख



राग



आश्चर्य



भीती

Activity 9: Guess the emotions.

Speaking Activity:


- The Educator shows an emoji and asks the students to guess the appropriate emotion orally.
- The students circle the correct emotion.
- Repeat the activity for all emojis.




(दुःख, आनंद, राग)




(दुःख, आनंद, राग)



(आश्चर्य, आनंद, राग)



(दुःख, आनंद, आश्चर्य)



(भीती, आश्चर्य, दुःख)

Activity 10: Read the sentences.

Reading Activity:

- The Educator reads the sentences aloud.
- The students repeat the sentences.
- The Educator pays attention to the pronunciation, intonation and fluency.
- The students read by themselves under the guidance of the Educator.

मी एक गायक आहे.

तो एक चांगला नर्तक आहे.

आम्ही गाणे ऐकतो.

आम्हाला हे गाणे खूप आवडते.

नर्तक आनंदाने नाचत आहे.

Activity 11: Paste the photo.

Speaking Activity:

- The Educator guides the students to search, cut and paste the picture of his/her favourite Marathi actor/actress or singer.
- The students paste the picture on this page.


The Educator asks the following questions:

अभिनेत्याचे नाव काय आहे?

अभिनेता कोठे राहतो?

तो तुमचा आवडता अभिनेता का आहे?

तुमचे आवडते गाणे गा.



Activity 12: Rearrange the words.

Reading and Writing Activities:

- The Educator asks the students to read the words.
- The students rearrange the words to form sentences orally.
- The students write the words in order and read aloud the sentences with the help of the Educator.

1. गायक मी आहे एक

.....

2. चांगला तो नर्तक आहे एक

.....

3. ऐकतो आम्ही गाणे

.....

4. खूप आम्हाला हे आवडते गाणे

.....

5. आहे नर्तक नाचत आनंदाने

.....

Activity 13: Choose an activity and perform it.

Speaking Activity:

- The Educator asks the students to choose one speaking activity from the list provided.
- Each student (or pair/group, depending on your class setup) will perform their chosen activity in front of the class or in smaller groups.
- The Educator encourages active listening and if appropriate peer feedback.

- Sing a Marathi song.
- Role-play a short sketch in Marathi.
- Make a poster on Music Day at school and speak about it